

**DOCUMENTARY EVIDENCES
HIGHLIGHTENING THE ACTIVITIES TO
ADDRESS DIFFERENTIAL STUDENT
NEEDS**



A handwritten signature in blue ink, consisting of several loops and a horizontal line at the end.

**Principal
Sree Narayana Training College
Nedunganda**

EXPOSURE FOR PARTICIPATION IN INNOVATIVE TEACHING LEARNING TECHNIQUES

CERTIFICATE OF PARTICIPATION IN INNOVATIVE PRACTICES IN TEACHING

SREE NARAYANA TRAINING COLLEGE

Nedunganda P.O., Varkala, Thiruvananthapuram, Kerala. Pin: 695307
(Affiliated to University of Kerala, Recognized by NCTE, Accredited by NAAC with 'B' Grade)
Email: sntcned@gmail.com Website: www.sntntrainingcollege.edu.in

Certificate of Merit

This is to certify that Mr/Miss/Mrs *Jefferson J.F.*, *S.N Training College, Nedunganda* has participated and won *First place* in the *Regional Seminar on Innovative Practices in Teaching* organized by Sree Narayana Training College Nedunganda on 18.02.2019.

Conveners

Dr. Sheeba P.

Dr. Sangeetha N.R.

Dr. Ranly S.
Principal



[Signature]
Principal
Sree Narayana Training College
Nedunganda

ORGANIZATION OF CAPACITY BUILDING
PROGRAMMES

CAPACITY
BUILDING
PROGRAMME REPORT

Submitted to
Dr. Sangeetha . N. R
^{is tant}
Associate Professor, SNTC

Submitted by
HAFNA H.
I B. Ed English
SNTC




Principal
Sree Narayana Training College
Nedunganda

INTRODUCTION

As a part of the B.Ed Curriculum, a capacity Building programme was organized on 19 February, 2022 (Saturday) in the college auditorium. As new learning skills emerge, it is necessary for teachers to develop efficient capacity to develop learning programmes that will provide the opportunity for students to develop these critical learning skills. The programme started at 10:00 am and ended at 1:00 pm. The workshop on 'The Art of Teaching' was conducted under the leadership and guidance of Mrs. Vishnu Prasad M.V. who is a psychologist, counsellor and a personality development trainer. An expertise in various training processes such as career development, skill development, wellness workshop, faculty enhancement, etc. She provided an insight into various developmental skills. It was to assure student teachers develop a competencies and capacity to help to improve learning outcomes and prepare them for the constantly changing world.

The programme was conducted and guided eminently by Dr. Sangetha N.R., ~~Associate~~^{Assistant} professor, SNTC. The was followed by the presidential address of the principal, Dr. Sheeba P. The objective of the programme was to accentuate and enhance the innate capabilities of the student teachers. The programme commenced right after the lamp lighting ceremony.



Principal
Sri Sri Narayana Training College
Nedunganda

TEACHING AS AN ART

Teaching is an art in that teachers must bring themselves fully into their teaching. Teaching as an art demonstrates how teachers use creative ways to make the students understand the topics. As a teacher, they need to determine the methods and strategies that work best for them. Teachers are not standardized products. What works for one teacher, might not work for another. When the teacher uses creative ways to teach the students, the students find it to be fun and interesting to learn. It is alleged that even though when using the artistic methodology to teach the students, the teachers must know the subject themselves (a deeper knowledge) and research the material so well before they begin to teach.

All the teaching strategies a teacher adopts or learns should be flexible and adaptable. It should meet that particular teaching situation and their own teaching style. A teacher must polish or bring out their own teaching philosophy and discover their own unique talents and learn how to use them.




Principal
Sree Narayana Training College
Nedunganda

NEED OF CHOOSING A TEACHING STYLE

The specification of learning objectives is important in selecting an appropriate teaching method. Methods of teaching refer to the regular ways or orderly procedures, employed by the teacher in guiding the pupils in order to accomplish the aims of the learning situation. Method has to do with the way a teacher communicates the subject to the students. Method involves regular steps to guide the mental process of the learner in mastering the subject matter presented to them. It refers to the modes or modality of teaching, or the way information is transmitted to the learner. Methods describe conceptually the instructional process, i.e., not only how information gets from teacher to learner but also how the learner: uses it, interacts with it, receives guidance and is given feedback. Whether experienced or not, there is probably agreement that using the right method is important, because teaching forms a significant part of our daily work. The quality of students learning is dependent on the effectiveness of the approach used.



A handwritten signature in blue ink, consisting of stylized cursive letters.

Principal
Sree Narayana Training College
Nedunganda

Session-wise Description

The session got into its full-stretch by 10:00 am. The session took us to a rollercoaster of fun-filled, engaging activities to us to include in student teacher the importance of 12 different teaching skills. They are as follows:

1. Self-awareness
2. Communication, listening skills
3. Empathy
4. Flexibility and Adaptability
5. Systematic and organised
6. Critical thinking
7. Creative thinking
8. Decision-making
9. Problem solving
10. Stress management
11. Recharging
12. Mindfulness

Each of the skills were explained through different interesting activities. At first, students were asked to sit in circle for a better interaction. A warm-up activity was given when he taught an action song and we were asked to take the total count. Randomly, he called out a number, allowing us to contribute a new, different step for the same song. Later, he took the initiative to place an umbrella in the centre and made the students to present a unique use of the umbrella so as to develop the critical thinking of the student teachers.



Principal
Sree Narayana Training College
Nedunganda

For making us to know about the importance of introspection and self-awareness, he initiated a fun game through which students got a chance to analyse themselves, their own physical attire, appearance, etc. which would have otherwise gone unnoticed. As the next activity, he called a number quickly and made us from a class of members with that number. The motive behind this game was to generate empathetic attitude in students. Flexibility and Adaptability skills were enhanced in an interesting way. Using a whistle, he asked us to act according to the rules of the game. In the single whistle, students were supposed to stand still, walk when whistle is blown twice and bend down on the third whistle.

As a means of developing communicative (listening) skills, one among the 4 members in a group was blindfolded, the second person was made to convey the directions via cautions to the third one. The latter one gave loud directions to the blindfolded person who is in search for a ball randomly placed on the floor. Systematic and organizational skills were enriched by making us draw various human body parts initially and at the end, to our surprise, he asked us to make a perfect human image out of it.

For enhancing creative thinking abilities, a piece of newspaper was given to the student teacher who were asked to fold the paper following the guidelines of the instructor. Later, with our eyes closed, he asked us to tear the paper from any edge which we wish for. Through the initiation of the game, 'Guns, Tiger, Human' somewhat similar to 'Stone, Paper, Scissors' game and, he nurtured our decision making ability. For that

Principal

Shree Narayana Training College
Nedunganda

For that, students were divided into groups and were asked to take a group decision on the action they wanted to show to the opposite team.

Since one's problem solving capability is of paramount importance, he arranged a puzzle game, to logically place rings of different colour on a sheet in a perfect pattern. As a way to enhance recharging abilities, he taught us a new another song with heavy actions. In order to develop mindfulness in the students, he asked us to step on to a sheet and cross it accurately by following the symbols shown on it.


The rationale of the programme is to ensure a smooth transaction for the student teacher is for inculcating and developing their both innate and acquired capabilities in a better manner. The session was worth attending in all its realms.




Principal
Sri Narayana Training College
Nedunganda

Reflection

Undoubtedly, the workshop on 'The Art of Teaching' provided an opportunity for us to know ourselves. It proved useful in letting us know our abilities and capacities. There are certain skills that demands great significance. The workshop gave an insight into the basic skills required to be a good as well as a great teacher. Conveying it through fun-filled activities or games is an added attraction to the programme. The workshop managed to cultivate the necessity of different teaching skills, emphasizing and underlining the point that, 'Teaching is an embellished Art.' Through numerous activities, we managed to get an idea that every individual has a unique style of teaching, which stand as the crucial factor in teaching-learning process (ie, the style they adopt ^{suiting} the current teaching situation and the needs of the learner). The programme guided us well in recognizing our deep lying abilities and capacities.




Principal
Sree Narayana Training College
Nedunganda



CERTIFICATE OF PARTICIPATION

THIS IS TO CERTIFY THAT


Miss. Silpa D.S. of Natural Science Dept. Sree Narayana Training College
has successfully participated in **One Day Capacity Enhancement Programme** on **"The Art of Teaching"** at **Sree Narayana Training College, Nedunganda, Varkala, Thiruvananthapuram** on **19th February 2022**, Organized by **Sree Narayana Training College, Nedunganda** and Supported by **Vattapparamban's Center for Counselling and Training (VaCCT - Nourishing a Better World)**.

Dr. Sheeba.P
Principal, SNTC


Principal
Sree Narayana Training College
Nedunganda

Dr. Sangeetha N R
Coordinator




Vishnu Prasad M V
Director, VaCCT

PROVISION FOR CLUB ACTIVITIES

IT CLUB REPORT 2015-16

IT Club of Sree Narayana Training College functioned dynamically towards the achievement and development of student teachers by organizing an array of curricular and co-curricular activities. The club conducted a presentation of the IT NEWS on 29/09/2016. The programme was very informative and student teachers and teacher educators actively participated and interacted in the discussions followed. A Skit named "Face Book Pranayam" was organised on the same day itself by student teachers. The creativity and performance of the student teachers were really amazing. The club released a set of e-contents for the academic uses of students and student teachers. All student teachers from each optional subject contributed in their own towards the preparation of the e-content. way Under the initiative of IT club members, the student teachers were given guidelines for the effective utilization of IT facilities in the college. Prior to practice teaching programme, the student teachers were given practical experiences regarding the handling of ICT facilities in schools. The programmes were coordinated under the leadership of Smt. Chitra S. and Sri. Pratheesh P.K. The student co-ordinators of the club were Smt. Asa Mohan and Smt. Salini S.V.

IT CLUB REPORT 2016-17

IT Club of Sree Narayana Training College functioned very actively throughout the academic year. The club organized a variety of activities for student teachers. The programmes were well planned and coordinated jointly by all the members of the club. On 29/09/16 the club conducted a skit based on Cyber Issues. The programme was really an eye-opener to all viewers as it




Principal
Sree Narayana Training College
Nedunganda

portrayed many ongoing problems and challenges in our society. The presentation of important IT News was also performed. A set of e-contents was prepared, released and published. On 23/03/2017 the club organised an Extempore Speech based on ICT. The participants enthusiastically presented their ideas and the winners were awarded with prizes. The programmes of the club were successfully co-ordinated by the Staff-coordinator Smt. Chitra S. along with the Student Co-ordinator Smt.Salini S.V. from Natural Science and other members of IT Club.

IT CLUB REPORT 2017-18

IT CLUB of Sree NARAYANA TRAINING COLLEGE organised an Awareness programme on Communicable Diseases on 24th June- 2017. A video presentation followed by an awareness talk on Common Communicable diseases was delivered by club members. The purpose of the programme was to make the student teachers aware about the common communicable diseases and the preventive measures. All the club members along with the staff coordinator Smt. CHITRA S. worked enthusiastically for the better functioning of the club. Smt. Salini S.V. (Natural Science) was the student co-ordinator. On 5th January 2018 the club conducted a programme on Cyber Crime. A fruitful talk on 'Cyber Crime and Its Remedies' was arranged. A video presentation on the topic was also done. The student co-ordinator of the club was Mis. Lekshmi Anil(English).

IT CLUB REPORT 2018-19

IT CLUB of SREE NARAYANA TRAINING COLLEGE organised a programme to introduce educational softwares on 28/09/2018. Smt. Arya A. L. from Mathematics optional introduced BIJU'S APP and its applications. On 4th




Principal
Sree Narayana Training College
Nedunganda

January 2019 the club conducted an awareness talk on "On-line shopping and Its Possibilities". Smt. Krishna V. from Mathematics optional presented the topic very interestingly. There was an interactive session also. The student teachers were given information on various online shopping platforms and the steps to be followed in doing so.

The club conducted a photography competition and the winners were awarded. Smt. Hena S. (Natural Science) was the student coordinator of the club during 2018-19. All the club members, along with the staff coordinator Smt. CHITRA S., worked energetically for the successful implementation of various activities of the club.

IT CLUB REPORT 2019-20

IT club of SNTC conducted an Awareness programme on the Pros and Cons of Online Shopping. Arya A.S Mathematics) gave a detailed presentation on various online shopping platforms. The club members gave necessary guidance to other students of their class regarding the use of technology and social media from the beginning of the course. The students were informed about the merits and demerits of online shopping. The club organised a resource talk on March 2020 based on _____. Dr. Lakshmi S., Asst. Prof., NSS COLLEGE, PANDALAM was the resource person. The programme was very informative and interactive.

Gandhi Study Unit 2019-20

On 29/11/19 Gandhi club organised a workshop for the preparation of Swadeshi products. Student teachers were given hands on experience in the preparation of hand wash by Athira (Malayalam). Revathy Chandran(English) introduced the making of handbags from unused clothes and waste materials.




Principal
Sree Narayana Training College
Nedunganda

The workshop contributed to the inculcation of values like self-reliance. The club members prepared cleaning lotion and distributed the products to nearby houses in connection with the cleaning programme organised by the college on 2nd October 2019.

IT CLUB REPORT 2020- 21

IT Club of Sree Narayana Training College, Nedunganda organised a webinar series Technoid : Dreams Come True in five sessions. Webinar started from 11th March ,2021 and ended by May 20th. The first session in the series was handled by Dr. Lakshmi A., Assistant Professor in Education, N.S.S. Training College, Pandalam. The first session discussed topics like Kahoot, Quizizz and other evaluation tools. In the second session resource person was Dr. George Varghese, Assistant Professor in Education, Mount Tabor Training College, Pathanapuram. That session is meant for the explanation of blog creation, video creation and multimedia applications like Jamboard. The third session of the webinar is intended to give an idea regarding e-learning and e- content development. In this session the resource talk was made by Dr. Velayudhan Nair T., Assistant Professor in English Education, Peet Memorial Training College, Mavelikara. In the fourth session the resource person was Mr. Jijan E. K., Assistant Professor in Education, Mount Taboor Training College, Pathanapuram. This session introduced major online instructional tools. In the fifth session the resource talk was made by Dr. K. S. Sajan, Assistant Professor in Education, N.S.S. Training College, Ottapalam. The last of the series, introduced the LMS platform MOODLE and its applications. All the sessions were very informative and interactive. During the interactive phase the students remained very active and clarified their doubts. The valedictory session of the webinar series was on 9th June 2021. The valedictory address was done by Sri K. Anvar Sadath, Chief Executive Officer, KITE. Dr. Sheeba P., Principal, SNTC delivered the keynote address. The programme was coordinated by Smt. Chitra S., Assistant Professor, SNTC and convened by Dr. Dhanya B. Chandran, Assistant Professor, SNTC. The entire sessions of the webinar were organized by IT CLUB of SNTC. The student members of the club were very active through out the webinar and worked enthusiastically for the successful conduct of the webinar. The webinar series really opened up a window to explore the enormous potentials of




Principal
Sree Narayana Training College
Nedunganda

digital Technologies. The club conducted a poster making competition based on the theme CORONA and National Technology day was celebrated with the inauguration and invited talk by Sri.B.Aburaj, Director,SIET. The club conducted a webinar on Virtual Tour on 22/06/2021 in which Smt. Chitra S. introduced the creation and conduct of Virtual Tours. The programmes of the club were successfully coordinated by the staff coordinators Smt. Chitra S. and Dr. Dhanya B. Chandran. Sr. Dipin from Physical Science was the student coordinator.




Principal
Sree Narayana Training College
Nedunganda

ORGANIZATION OF THOUGHT FOR THE DAY PROGRAMME TO ENHANCE
COMMUNICATION SKILL

SAMPLE REPORT

Whethen we need caste and religion.

P. Pooja
Physical Science




Principal
Sree Narayana Training College
Nedunganda

Whether we need caste and religion.

Caste is human made. But religion is our lifestyle when spirituality is applied in our social lives in the form of ceremonies, marriage, food, dress etc. Caste divides human so, it should be discouraged. Religion binds people to form a social group. Hence a community is united but people gets separated. Both should be needed only upto some extent.

If someone comes under the low caste category, nobody will even be with the person in older days. Even these caste and religion separates people and other thing is that these things were mild in the past but intensified later. The place of religion and caste in India today is very sensitive and however still it is not too late, we should realise that we cannot wear religion on our sleeves.

One of the major cause of caste system was the restriction of food habits. Earlier there were no such restriction on taking food with others as people used to believe their origin was from one ancestor. But as they started worshipping different gods, their food habits changed. This was also one of the reason which laid to the foundation of caste system in India. Even the attitude (i.e) the high and low caste attitude had gradually developed into the worst



form of untouchability which had pushed a major section of population to a state of lower sections than of an animal. Even in our present India, this problem still stands as it was a 100 years ago.

In older days, for the sake of caste and religion, girls were married before they could differentiate between doll and husband. They were also not allowed to remarry if they became widows on the first day of their marriage, instead they were compelled to burn themselves with the dead bodies of their husbands. These much of cruelties were done in the name of caste and religion. But Thank God, atleast these practices have stopped now, but in some areas it still prevails.

In Kerala, according to a recent data it was found that around 1.24 lakh students have not declared their religion and caste at schools. This is an indication that society is growing. A secular state is duty bound to encourage such trends. It is heartening to hear such a huge number of youngsters have come forward to give up religion. But the rationalists claim that it is an indication of the rise of new generation of progressive thinkers. But anyways this will be promising for the future of Kerala.



Principal
Sree Narayana Training College
Nedunganda

Unfortunately people in most part of the world have put religion and god above humanity and are creating madness. They don't understand the simple logic that man created religion and framed all those rituals and they follow them blindly in the name of faith.

IF GOD EXIST,

Would he say the people to fight amongst themselves.

Would he say to kill other people & torture them for trivial matters.

Would he say to build large places of worship for him instead of shelter to poor.

Would he say to donate large amount of wealth to him instead for those who are in need of it.

Does he say (or) had he said any of these. No, we are doing this in the name of caste and religion.

"Humanity is more important than
caste and religion"

We people have to understand this and change the current scenario



Principal

Sree Narayana Training College
Nedunganda

India being a developing nation is currently facing many challenges and the reservation system is one among them. The biggest question that lies in front of us is whether the reservation system has helped the downtrodden. The current scenario clearly depicts that according to the caste, people are still discriminated in their daily lives.

It is better to stop the reservation system and it may lead to development, equality and unity. In countries like USA, they don't have any caste reservations. Instead they have reservations based on the economic status of the people. This system will be better than the caste reservation system.

When the society was divided based on the caste, Sree Narayana Guru was one of the person who equated the meaning of the word caste with his words,

One caste One religion One god.

He said, All human beings are born from a mother and all have the same figure. There are no characteristic distinguishing between caste and religion. When someone was questioned about what his caste is, a lower caste may tell a lie to hide his caste. To save him from such a situation, Guru declared,




Principal

Sree Narayana Training College
Nedunganda

" Ask not Say not Think not Caste "

According to my view, I conclude that,

Educate a child without caste and religion.

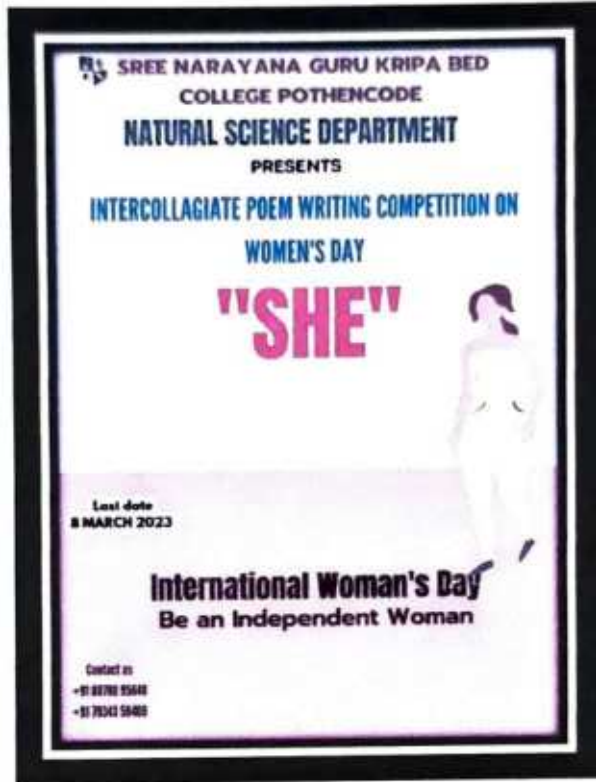
If an institution can provide such an education for a child, that will be the best education the institution can provide.



A handwritten signature in green ink, consisting of several loops and a long horizontal stroke.

Principal
Sree Narayana Training College
Nedunganda

PARTICIPATION IN INTERCOLLEGIATE COMPETITIONS



Certificate of Achievement

This certificate is proudly awarded to

NAYANA. S


for securing Third position in the intercollegiate poem writing competition organised by Sree Narayana Guru Kripa B. Ed College, Pothencode, Tvm held on 3rd March 2023. We congratulate you on your outstanding achievement


GENERAL CONVENOR
Dr. SALINI S
PRINCIPAL, SNGK




CONVENOR
ASHRITHY L
Asst. PROFESSOR IN
NATURAL SCIENCE, TNGA




Principal
Sree Narayana Training College
Nedunganda

PARTICIPATION IN SOCIALLY USEFUL PRODUCTIVE WORK

SAMPLE REPORT



A handwritten signature in green ink, appearing to be "Sri" or similar, written over a horizontal line.

Principal
Sree Narayana Training College
Nedunganda

Name of the teacher
Trainee : Sangeetha . N . R

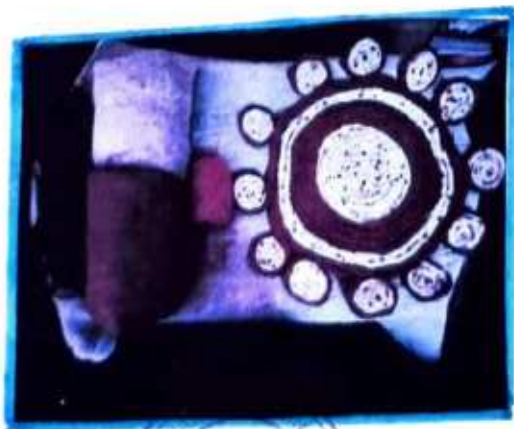
Name of the item : floor mat

Duration : 3-4 hours

Site : A group of villegers
(At one's residence)

Actual work done : Making of floor mat
using old clothes and
ropes.

Date : 08.10.2019





Principal
Sri Narayana Training College
Nedunganda

Objective

The objective of this project is to make a socially useful product with low cost and easy to make. This product can be made by anyone with the use of simple household items lying around the house. The product made is a simple mat that is easy to make.

Requirements

For the making of this mat, we need ropes, used old clothes of two colour, threads of the same colour as that of the clothes and a needle to sew between the ropes.



Principal

Sree Narayana Training College
Nedunganda

Procedure

Firstly the clothes are torn in equal length and are wrapped around the ropes. They wrapped tightly around the rope in such a manner that the ropes are not visible outside. The clothes taken here are of white and red. The white and the red clothes are wrapped around the ropes.




The threads taken here are also of red and white so that it matches with the colour of the clothes and the stitching are not visible easily. The red and white clothes are wrapped around the ropes and are kept aside for the next step. For the next step, the rope wrapped in white cloth is taken and is bent in such a way that it forms 10 concentric circles and they are stitched together with white thread using the needle so that the concentric circles made out of the rope stay there and doesn't loosen by themselves. Next the ropes



Principal
Sree Narayana Training College
Nedunganda

wrapped in red cloth are taken and are bent around the circles of the white cloth to form 5-8 concentric circles like the ones made with the white and they are stitched with the white ones and the red ones itself for extra stability. Then the white are again taken and are bent around the red ones and are stitched together. The red are taken one more time and are bent around the white ones for one last time and with this the main part of the mat is completed and is stitched one more time so that it stays there. Then for adding extra beauty to the mat, small concentric circles are made of red and white clothes wrapped rope and are stitched together and is then stitched to the side of the mat. Twelve such circles are made and are stitched to the side of the mat. With this step, the mat is finally finished and is ready to use.



[Handwritten Signature]

Principal

Sri Narayana Training College
Nedunganda

Use of the product

The mat can be used as a welcome mat in front of homes and if it is made smaller it can be used as decorative item. It can even be used as table top mat on which things can be placed so that the table doesnot undergo wear and tear and can protect the table from scratches which can occur due to the movement of things above the table by human activity. It can also be used as mat in front of washrooms so that the house doesnot get dirty due to the persons entering from there. If it is made smaller and thinner, cast into a different shape and if more colored clothes are introduced into it, it can even be used as a decorative wall hanging for homes.




Principal
Sree Narayana Training College
Nedunganda

Service report

Majority of the people in our society are living on the brink and below the poverty line and for them a simply home-made mat would really be useful. This will be a low cost budget item which can be easily made from old things that are lying around the house. A demonstration was made on how to make the mat to the villagers of Kedakulam on 8 October 2019 at 4:00 PM in one of the villager's residence where others gathered there to participate in the demonstration. The programme lasted for more than 30 minutes and they were shown how to make a mat. About 15 people including women, children and males gathered to participate in the demonstration. Firstly they were introduced the things that are necessary to make the mat including some old clothes of two different colours, a needle, some rope and threads to sew them. Later they were shown the first step to make the mat that is to wrap the cloth around the rope and later how to make circles and sew them. They were shown how to make the mat step by step in details until it became clear to them. After the programme was completed, they were able to make a mat of their own for their own personal use with some old things lying here and there inside their house. After the completion of the event, they got close and personal with the mat so that they get a clear picture on how the mat was made and then everyone dispersed to their own homes and the programme finally came to an end.



Principal
Sree Narayana Training College
Nedunganda




Principal
Sree Narayana Training College
Nedunganda

PEER FEED BACK THROUGH CRITICISM CLASSES

CRITICISM LESSON PLAN No 8 (Jury)

Name of the teacher :	Neera P.R	Standard :	IX
Name of the school :		Division :	
Subject :	Mathematics	Strength :	5
Unit :	Prisms	Duration :	45'
Sub-unit :	Volume of cylinders	Date :	19.09.2022

Content Analysis

Topic : Two dimensional figures, closed figure, polygons, three dimensional figures, prisms, cylinders, circle, volume, faces, bases, lateral faces.

Points :

- 1) Figures that can be drawn on a plane are called 2 dimensional figures.
- 2) Figures which are closed are called closed figures.
- 3) Closed figures having three or more straight lined sides called polygons.
- 4) The figures that can't be drawn on a plane are 3 dimensional figures.

- 5) A prism is a 3D solid, that has 2 identical bases, rectangular or parallelogram shaped faces and same cross-section.
- 6) Cylinder is a 3D figure with 2 circular bases joined by a curved surface, at a fixed distance.
- 7) A circle is a set of points in a plane that are equidistant from a given point. The distance from the centre is called radius.
- 8) Volume is the amount of space that a substance occupies.
- 9) The polygons and rectangles in a prism are called its faces.
- 10) The polygons on the top and bottom are called bases and the rectangles on the sides of the prism are called lateral faces.

Concept

The concept of finding the volume of a cylinder.

Principle

The volume of the cylinder is equal to the product of the area of the circular base and height of the cylinder.


Principal

Sree Narayana Training College
Nedunganda

Formula

Volume of cylinder = $\pi r^2 h$

Symbols

r = radius

h = height

Process

The process of finding the volume of a cylinder

Learning Outcomes

They will be able to

- 1) recall the area of the circle, recognize the cylindrical shape and volume of a prism
- 2) understand the concept of finding the volume of a cylinder
- 3) apply the concept in similar situations
- 4) analyze the volume of cylinders having different radius and height
- 5) evaluate the volume of cylinders having different radius and height
- 6) develop computational skills

The requisites

Previous knowledge about cylinder, circle, volume, simple mathematical operations

Supporting Materials

Cards, models, charts, usual classroom aids

Interaction Procedure

After a friendly talk with students, the teacher starts the class by telling a story.

"Dear students, do you like stories?"

Ok, then I'll tell you a story.

"Long long ago, there was a village that they didn't get any rain for 2 years. The land was parched and all the plants were dried up. The villagers were very unhappy and their life was miserable. They were hot but they couldn't live without water. The village chief called

Actual Response

Teacher begins the class by saying Good afternoon to the students and students wished back.

Students replied positively.



Principal

Sree Narayana Training College
Nedunguda

one day, all the villagers came to the meeting to find a solution. The chief decided to select four talented young men to go in search of water. Each of them went to different directions. After a few days, three of them came back to the village as they couldn't walk any further. The last one, gone so far, and reached a white mountain. There he saw water flowing down. He went to find the origin of that water. As he climbed up, on the slippery slope, he saw a dark cave. There, he saw an old lady. He asked the old lady, "where can I find the water?" Then the old lady said, "Go highest up on the mountain".

He continued his climbing. After a few days he saw big chunks of ice. He broken one of the ice crystal thinking that it was the seed of water. He put the ice piece in a box and started to climb down. After the long journey he reached his village. When the villagers saw him, they rushed towards him to know what he had

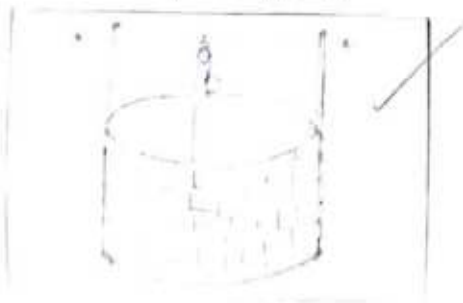
got. He was very tired but happy. He said, "I have brought back the water seed".

When he opened the box, the ice was already melted to water and it had fallen to the ground and disappeared.

To find the seed, the villagers started digging around the place where the water had fallen. At last they struck water and everyone became very happy. They now have water".

Dear students, can you identify the shape of their well?

Teacher also draws a picture of well.



Students carefully listen the story



Principal
Sree Narayana Training College
Nedungattur

(cylindrical shape)

(Student)

to first name the shape, we not identify it as the cylindrical shape.

Yes, very good

Can you give another examples of cylindrical shape?

(PVC pipe, tube light, chalk, rod) (recalls)

When the teacher asked for the examples of cylindrical shaped objects around us student replied, tube light, tube light, chalk etc.

Is the cylinder a prism?

(Yes) (recall)

student recalls the fact that a cylinder is a prism with the help of teacher.

What is a prism?

(A prism is a 3D solid, that has 2 identical bases and rectangles or parallelograms all around) (recall)

Student replied that, a prism is a 3D solid that has length, breadth and height and has 2 identical bases with rectangles all around.

Can it be drawn on a plane?

(No)

Why isn't possible?

(Because it is a 3D figure)

Very good

So, the cylinder is a 3D figure isn't it?

(Yes)

Student replied, 'No, it can't be drawn on a plane'

Replies that, since cylinder is a 3D figure it is not possible

Yes

Then what is the base of this cylinder?

(Circle) (Identifies)

Student identifies that the base of the cylinder is circle.

Then how can you define a cylinder? Can you tell me?

(Yes, cylinder is a 3D figure with two circular bases joined by a curved surface at a fixed distance) (observe and recall)

Yes, cylinder is a 3D figure with two circular bases joined by a curved surface at a fixed distance, a student replied.



Principal
Sree Narayana Training College
Nedunguad

Now back to our story,

"The villagers have water now. As days passed by, it became difficult for them to draw water everytime. So they thought of storing water above the ground. So they built a tank in the shape of well. Now they want to know how much water can the tank hold."

They are thinking a way for that.

Can you all help them to find a solution?

(Yes)

How?

(By finding the volume of the tank) (describes)

Yes!

So today we're going to study the volume of a cylinder.

They said yes.

Student replied that by finding the volume of the tank, we can help them.

Shall we start?

(Ok teachers)

Activity 1

Let's do an activity

Teachers assigned the students into 3 groups and given each group an activity card. Some questions are given in the 3 activity cards and teacher asked each group to write down the answers in them.



1. What is the volume of a prism?

Ok teachers.



Principal
Sree Narayana Training College
Nedunganda

2. which figure is in the base of cylinder?
3. what is the area of the base figure?
4. what is the volume of cylinder in the figure?

Teacher asked the students from each group to read the answers.

Teacher writes the formula to find the volume of cylinder in the blackboard.

$$\text{Volume of cylinder} = \pi r^2 h$$

All students find out the answers.

Teacher provides necessary guidance and help to all group of students to solve the questions.

Students find out the answers with the help of the figure given in the card and by recalling the previous knowledge.

For the first question given in the activity card they find out volume of a prism = base area \times height.


Then from the figure, they

After that teacher presents a chart describing the concept of volume of cylinder.

Volume of cylinder

The volume of a cylinder is the product of its base area and height.

Volume = $\pi r^2 h$



Teacher reads out and asks the student to read. After that she asked them to write it on their note book.

find out that the base figure is circle.

3rd question is answered as $A = \pi r^2$, by recalling the knowledge.

Finally, they substituted the area of the circle value and height, h in the volume of the prism formula to obtain that,

Volume of cylinder = $\pi r^2 h$

Then each group of students fill the answers card.

REVIEW AND APPLICATION

- 1) The base of a rectangular block of wood is a square of side 10cm and its height is 20cm. What is the volume of the largest cylinder that can be carved out of this?




Principal

Sree Narayana Training College
Redanganda

base radius, $r = 5 \text{ cm}$

Height, $h = 20 \text{ cm}$

Volume of the cylinder = $\pi r^2 h$

$$= \pi \times 5^2 \times 20$$

$$= 500 \pi \text{ cm}^3$$

(Substitute/Calculate)

base radius,

$$r = 5 \text{ cm}$$

height, $h = 20 \text{ cm}$

Volume = $\pi r^2 h$

$$= \pi \times 5^2 \times 20$$

$$= 500 \pi \text{ cm}^3$$

FOLLOW UP ACTIVITY

Example

- 1) The base radius of an iron cylinder is 15 cm and its height is 32 cm. It is melted and recast into a cylinder of radius 20 cm. What is the height of this cylinder?

SELF REFLECTION

I was able to understand many things through criticism class. My strengths and weakness in teaching was able to identify through this. Some of them are,

- * The story presented was good but speedy.
- * Proper physical movement of the teacher were made.
- * class was small.
- * Reinforcement was properly given
- * Learner involvement was included throughout the class.
- * Teacher: Getting little focus was reflected through the facial expression
- * Activity given to students is worth enough to be appreciated
- * Better to add some more concepts and models usage.
- * Good knowledge of content
- * The story included in the teaching aroused curiosity in children.
- * Good content knowledge
- * Pleasant smile was visible in teaching face.

Renuka R
29/1/22



MICROTEACHING SESSIONS

MICROTEACHING LESSON PLAN AND SCHEDULE

MICROTEACHING LESSON PLAN NO: 1

Name of student teacher - Kalyani M	Skill selected - Skill of Probing questions
Subject - Science	Subskills included -
Topic - ozone	1. Probing - technique
Standard - IX	2. Seeking further information technique
Duration - 50002	3. Increasing critical awareness technique
Date - 14-05-22	4. Re-direction

Sl. No.	Teacher's activity	Pupil's activity	Components of skill.
1	You must know about classification of element. Is	metals and nonmetals	Probing
2	Do you must familiar with metals and nonmetals. Do all metals are		

10. ozone is formed from O_2 . How is it?	In the presence of ultraviolet rays oxygen atoms combine with oxygen molecules to form ozone molecules.	Increasing critical awareness.
11. Is this process is reversible?	Yes.	Probing
12. Like O_2 , is O_3 molecule essential for existence of life?	Yes. O_3 is very important for existence of humans as well as living organisms.	Seeking further information.
13. what is the importance of O_3 layer?	O_3 absorbs UV-rays from sun. These rays are very dangerous.	Increasing critical awareness.
14. what are the harmful effect of UV-rays?	Skin cancer, skin damage, increases temperature, vision damage etc.	Redirection
15. Formation of O_3 is cyclic process. what will we do to avoid about depletion of O_3 layer. what is the reasons behind this?	This is due to the presence of CFC. This is destroyed by Ag , NO_2 , NO etc.	Increasing critical awareness.



Principal
 Sree Narayana Training College
 Nedunganda

16	What are the different types of compounds that contain chlorine, fluorine and bromine. What other dangerous O ₃ molecules could will be the cause of ozone depletion?	Decrease the rate of absorption of UV radiation that cause to damage human health. It is better to use natural sun protection type of skin care. e.g. antioxidants etc.	Redirections
17	What can you do to make sure the protection of ozone layer?	Regulate the use of CFC & other compound used instead of harmful CFCs	Redirections
18	For the awareness of the consequences of ozone layer hole observe International ozone day which day is celebrated as ozone protection day?	September 16	Summing
19	Then how does ozone layer is formed and what is its impact.	In the presence of UV rays O atoms & O ₂ molecules combine to form O ₃ . It help us from harmful UV rays ✓	Redirections

MICROTEACHING OBSERVATION SCHEDULE

Name of the Student teacher: Keerthana S. Raj
 Skill Selected: skill of Probing questions
 Name of the observer: Kalyani M.

Subskills	Time in minutes										Total
	0.5	1	1.5	2	2.5	3	3.5	4	4.5	5	
Summing		✓	✓				✓	✓	✓		5
Seeking further information		✓	✓		✓	✓	✓	✓			6
Refocusing			✓		✓			✓			3
Redirections questions								✓		✓	2
Developing related answers											




 Principal
 Sree Narayana Training College,
 Nedunganda

SEMINARS/WORKSHOPS/WEBINARS ORGANIZED

- **Workshop for students on 'Fostering Life Skills' by Dr. Sangeetha N. R. on 19 November 2021**




Awareness programme on World Aids Day by Natural Science Association on 1 December 2021




PRINCIPAL
Sree Narayana Training College
Nedunganda, Pin: 695307

'PRABUDDHA- Embracing the New Normal' - Webinar Series organised by the College Union 'Anwaya' in collaboration with all Departments of the college from 16 May 2022 to 30 May 2022




SREE NARAYANA TRAINING COLLEGE
Nedunganda P.O., Varkala, Thiruvananthapuram, Kerala. Pin.695307
[Affiliated to University of Kerala, Recognized by NCTE,
Re-Accredited by NAAC with Grade B, Recognised by UGC under 2(F) & 12(B)]
Email: sntcned@gmail.com, Website: www.sntntrainingcollege.edu.in


May
16
@ 6.00 PM

PRABUDDHA
Embracing the New Normal

Webinar Series organised by the College Union 'Anwaya'
in collaboration with all Departments of the college




Inauguration



Dr. Jayaprakash R. K.
Director
State Council of Educational
Research and Training (SCERT)

**National Webinar on
GENDER SENSITISATION ON
DOMESTIC VIOLENCE AGAINST WOMEN**

Resource Talk



Smt. Nileena Atholi
Sub Editor
Mathrubhumi Online

Programme Schedule

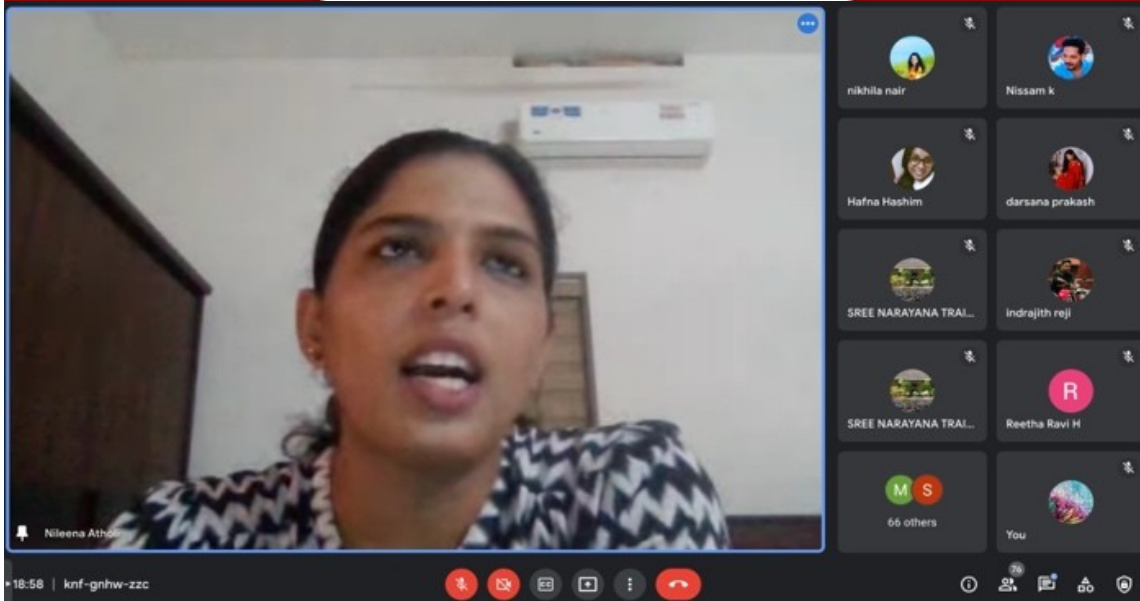
<p>Compering Prayer Welcome Address Presidential Address Inauguration of Webinar Series Felicitation Introducing the Resource Person Resource Talk Vote of Thanks National Anthem Reporting</p>	<p>Ms. Nikhila P. S. Ms. Asha C. Dr. Sheeba P. (Principal, SNTC) Mr. Indrajith R. (Chairman, College Union) Dr. Jayaprakash R. K. (Director, SCERT) Ms. Darsana Prakash L. Ms. Hafna H. Smt. Nileena Atholi (Sub-Editor, Mathrubhumi) Ms. Soubhagya M. Ms. Nashida Nisar</p>
---	--

Organising Committee

Sri. Praveen R. Dr. Reetha Ravi H. Dr. Rani K. V.	Dr. Pramod G. Nair Dr. Sangeetha N. R. Dr. Dhanya Chandran B.	Dr. Smicha S. Smt. Chitra S. Smt. Remya R.
---	---	--

Conveners

Ms. Geethukrishna A. S. Student Coordinator	Dr. Viji V. Staff Advisor	Dr. Sheeba P. Principal
--	------------------------------	----------------------------




PRINCIPAL
 Sree Narayana Training College
 Nedunganda, Pin: 695307

WEBINAR ON DEVELOPING TECHNICAL SKILLS

The screenshot shows a Google Meet interface. The main content is a slide titled "Four quadrant approach in E-Content development". The slide is divided into four quadrants:

1 st Quad Text Resources	2 nd Quad Visual Resources
Textual Document, PDF / e-Books / illustration, documents & Interactivity wherever required Simulations, Virtual Labs	Video and Audio Content in an organized form, Animation
3 rd Quad Web Resources	4 th Quad Self Assessment
Related Links, Wikipedia Development of Course, Open content on Internet, Case Studies, Anecdotal information, Historical development of the subject, Articles	MCQ, Problems, Quizzes, Assignments, & solutions, Online feedback through discussion forums & setting up the FAZ, Clarifications on general misconceptions etc.

Below the slide, there is a video feed of the presenter, Dr. George Varghese, and a list of participants: Aswathy Khosh, gayathri dileep, neethu leelakr..., sheeba p, and DukeRaoul ASK. The meeting details on the right show 82 people and 18 chat messages.

The screenshot shows a Google Meet interface. The main content is a slide titled "Online Learning / E-Learning" with an illustration of children. Below the slide, there is a video feed of the presenter, Dr. George Varghese, and a list of participants: Chitra S, gayathri dileep, sheeba p, layana kurup, and Smitha S. The meeting details on the right show 93 people and 9 chat messages.




PRINCIPAL
Sree Narayana Training College
Nedunganda, Pin: 695307